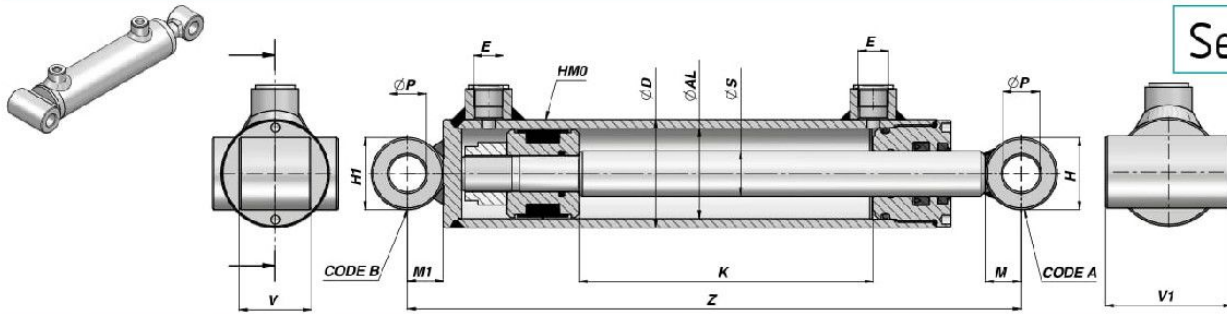


HM2

VERIN DOUBLE EFFET STANDARD AVEC FIXATIONS
DOUBLE ACTING CYLINDER WITH ENDS

Series M250

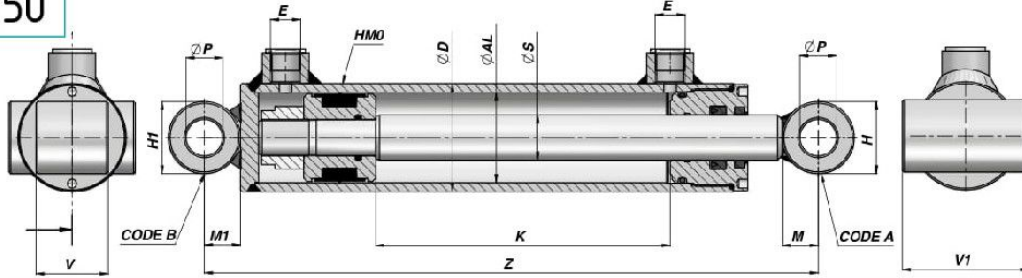


Code Code	K	Z	kg	E BSP	ØP	H	V	M	H1	V1	M1	Code A	Code B	Code Code	K	Z	kg	
ØD 42 ØAL 32 ØS 20																		
HM2032200050	50	190	1,82															
HM2032200100	100	240	2,16															
HM2032200150	150	290	2,52															
HM2032200200	200	340	2,86															
HM2032200250	250	390	3,22															
HM2032200300	300	440	3,56															
HM2032200400	400	540	4,26															
HM2032200500	500	640	4,98															
ØD 50 ØAL 40 ØS 20															ØD 50 ØAL 40 ØS 25			
HM21200100	100	265	2,82											HM21250100	100	265	3,01	
HM21200150	150	315	3,23											HM21250150	150	315	3,46	
HM21200200	200	365	3,63											HM21250200	200	365	3,95	
HM21200250	250	415	4,03											HM21250250	250	415	4,39	
HM21200300	300	465	4,43											HM21250300	300	465	4,89	
HM21200350	350	515	4,83	1/4"	16,25	35	30	17,5	35	60	17,5	CB16035030	CB16035060	HM21250350	350	515	5,35	
HM21200400	400	565	5,23											HM21250400	400	565	5,80	
HM21200450	450	615	5,63											HM21250450	450	615	6,28	
HM21200500	500	665	6,03											HM21250500	500	665	6,74	
														HM21250550	550	715	7,21	
														HM21250600	600	765	7,68	
ØD 60 ØAL 50 ØS 25														ØD 60 ØAL 50 ØS 30				
HM22250100	100	280	4,11											HM22300100	100	280	4,35	NEW!
HM22250150	150	330	4,67											HM22300150	150	330	4,95	
HM22250200	200	380	5,19											HM22300200	200	380	5,64	
HM22250250	250	430	5,73											HM22300250	250	430	6,18	
HM22250300	300	480	6,25											HM22300300	300	480	6,80	
HM22250350	350	530	6,78											HM22300350	350	530	7,41	
HM22250400	400	580	7,31											HM22300400	400	580	8,02	
HM22250450	450	630	7,83	3/8"	20,25	40	40	20	40	70	20	CB20040040	CB20040070	HM22300450	450	630	8,64	
HM22250500	500	680	8,36											HM22300500	500	680	9,25	
HM22250550	550	730	8,90											HM22300550	550	730	9,88	
HM22250600	600	780	9,41											HM22300600	600	780	10,48	
HM22250700	700	880	10,50											HM22300700	700	880	11,69	
HM22250800	800	980	11,54											HM22300800	800	980	12,94	
HM22251000	1000	1180	13,66											HM22301000	1000	1180	15,39	
ØD 70 ØAL 60 ØS 30														ØD 70 ØAL 60 ØS 35				
HM23300100	100	310	6,37											HM23350100	100	310	6,65	
HM23300150	150	360	7,06											HM23350150	150	360	7,43	
HM23300200	200	410	7,74											HM23350200	200	410	8,20	
HM23300250	250	460	8,42											HM23350250	250	460	8,98	
HM23300300	300	510	9,09											HM23350300	300	510	9,75	
HM23300350	350	560	9,77											HM23350350	350	560	10,53	
HM23300400	400	610	10,44											HM23350400	400	610	11,31	
HM23300450	450	660	11,12	3/8"	25,25	50	50	25	50	80	25	CB25050050	CB25050080	HM23350450	450	660	12,08	
HM23300500	500	710	11,78											HM23350500	500	710	12,82	
HM23300550	550	760	12,47											HM23350550	550	760	13,63	
HM23300600	600	810	13,15											HM23350600	600	810	14,41	
HM23300700	700	910	14,50											HM23350700	700	910	15,94	NEW!
HM23300800	800	1010	15,84											HM23350800	800	1010	17,51	
HM23301000	1000	1210	18,55											HM23351000	1000	1210	20,61	

VERIN DOUBLE EFFET STANDARD AVEC FIXATIONS
DOUBLE ACTING CYLINDER WITH ENDS

HM2

Series M250



Code Code	K	Z	kg	E BSP	ØP	H	V	M	H1	V1	M1	Code A	Code B	Code Code	K	Z	kg
ØD 70 ØAL 60 ØS 40														ØD 73 ØAL 63 ØS 40			
HM23400200	200	410	8,82											HM2063400200	200	410	9,08
HM23400250	250	460	9,71											HM2063400250	250	460	9,98
HM23400300	300	510	10,60											HM2063400300	300	510	10,89
HM23400350	350	560	11,49											HM2063400350	350	560	11,81
HM23400400	400	610	12,40											HM2063400400	400	610	12,72
HM23400450	450	660	13,29											HM2063400450	450	660	13,63
HM23400500	500	710	14,17											HM2063400500	500	710	14,54
HM23400550	550	760	15,05											HM2063400550	550	760	15,45
HM23400600	600	810	15,95											HM2063400600	600	810	16,35
HM23400700 NEW!	700	910	17,79											HM2063400700 NEW!	700	910	18,18
HM23400800	800	1010	19,53											HM2063400800	800	1010	20,00
HM23401000	1000	1210	23,10											HM2063401000	1000	1210	23,65
ØD 80 ØAL 70 ØS 35														ØD 80 ØAL 70 ØS 40			
HM24350100	100	310	7,70											HM24400100	100	310	8,15
HM24350150	150	360	8,61											HM24400150 NEW!	150	360	9,11
HM24350200	200	410	9,45											HM24400200	200	410	10,01
HM24350250	250	460	10,25											HM24400250	250	460	11,02
HM24350300	300	510	11,09											HM24400300	300	510	11,97
HM24350350	350	560	11,96											HM24400350	350	560	12,87
HM24350400	400	610	12,80											HM24400400	400	610	13,83
HM24350450	450	660	13,63											HM24400450	450	660	14,80
HM24350500	500	710	14,41											HM24400500	500	710	15,73
HM24350550	550	760	15,31											HM24400550	550	760	16,76
HM24350600	600	810	16,07											HM24400600	600	810	17,63
HM24350700 NEW!	700	910	17,82											HM24400700 NEW!	700	910	19,59
HM24350800	800	1010	19,49											HM24400800	800	1010	21,47
HM24351000	1000	1210	22,84											HM24401000	1000	1210	25,28
ØD 92 ØAL 80 ØS 40														ØD 92 ØAL 80 ØS 50			
HM25400200	200	440	14,06											HM25500200	200	440	15,32
HM25400250	250	490	15,19											HM25500250	250	490	16,76
HM25400300	300	540	16,31											HM25500300	300	540	18,12
HM25400400	400	640	18,56											HM25500400	400	640	20,93
HM25400500	500	740	20,81											HM25500500	500	740	23,74
HM25400600	600	840	23,06											HM25500600	600	840	26,54
HM25400700 NEW!	700	940	25,32											HM25500700 NEW!	700	940	29,35
HM25400800	800	1040	27,65											HM25500800	800	1040	32,15
HM25401000	1000	1240	32,06											HM25501000	1000	1240	37,76
ØD 105 ØAL 90 ØS 50																	
HM2090500300	300	556	23,50														
HM2090500400	400	656	26,83														
HM2090500500	500	756	30,16														
HM2090500600	600	856	33,50														
HM2090500700 NEW!	700	956	36,98														
HM2090500800	800	1056	40,17														
HM2090501000	1000	1256	46,83														
ØD 115 ØAL 100 ØS 50														ØD 115 ØAL 100 ØS 60			
HM26500200	200	480	23,69														
HM26500250	250	530	25,72														
HM26500300	300	580	27,35											HM26600300	300	580	29,49
HM26500400	400	680	30,99											HM26600400	400	680	33,61
HM26500500	500	780	34,38											HM26600500	500	780	38,04
HM26500600	600	880	38,03											HM26600600	600	880	42,00
HM26500700 NEW!	700	980	41,54											HM26600700 NEW!	700	980	46,44
HM26500800	800	1080	44,80											HM26600800	800	1080	50,63
HM26501000	1000	1280	52,09											HM26601000	1000	1280	58,78

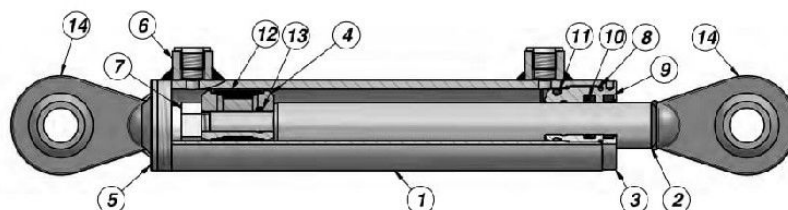
MATERIEL TUBE : ACIER St 52.3 DIN 2393 ISO H9
TUBE MATERIAL : STEEL St 52.3 DIN 2393 ISO H9

MATERIEL TIGE : ACIER UNI C45 SAE 1045 CHROME 25 µm ±5 Rating 9 / 200h ISO 10289 - 1999/ISO 9227-NSS
ROD MATERIAL : STEEL UNI C45 SAE 1045 CHROME 25 µm ±5 Rating 9 / 200h ISO 10289 - 1999/ISO 9227-NSS

CARACTERISTIQUES TECHNIQUES : VOIR PAGE 36 - TECHNICAL SPECIFICATIONS : SEE PAGE 36

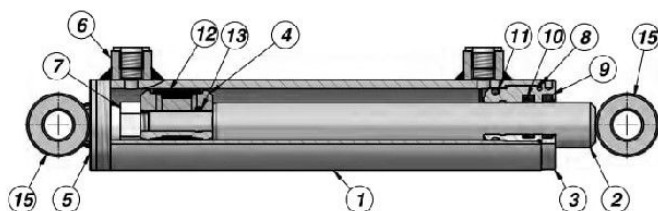
CARACTERISTIQUES TECHNIQUES TECHNICAL SPECIFICATIONS

TYPE "HM1"



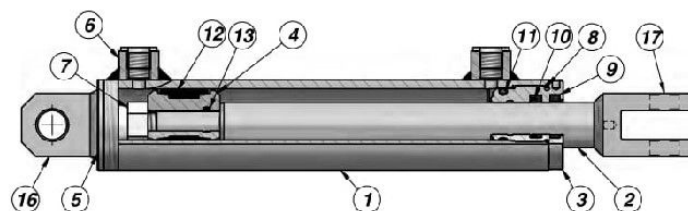
Pression Maxi - Max. Pressure: 250 Bar (**)

TYPE "HM2"



Pression Maxi - Max. Pressure: 250 Bar (**)

TYPE "HM5"



Pression Maxi - Max. Pressure: 250 Bar (**)

PRODUIT - PRODUCT		MATERIEL - MATERIAL	
1	TUBE GLACE POLISHED TUBE	ACIER: STEEL:	St 52.3 DIN 2393 ISO H9 St 52.3 DIN 2393 ISO H9
2	TIGE CHROMEE CHROMED ROD	ACIER: STEEL:	UNI C45 - SAE 1045 - CHROME 25 µm ±5 Rating 9/200h (<ø20 120h) ISO 10289 - 1999/ISO 9227-NSS UNI C45 - SAE 1045 - CHROME 25 µm ±5 Rating 9/200h (<ø20 120h) ISO 10289 - 1999/ISO 9227-NSS
3	TETE DE GUIDAGE HEAD BUSH	FONTE: HYDRAULIC CAST IRON:	EN-GJL 250 (G25-UNI 5007 / EN 1561) EN-GJL 250 (G25-UNI 5007 / EN 1561)
4	PISTON PISTON	ACIER: STEEL:	9SMn28 9SMn28
5	FOND END PLUG	ACIER: STEEL:	S355J0 (Fe510C) - S355JR (A105) S355J0 (Fe510C) - S355JR (A105)
6	BOSSAGE TARAUDE THREADED PORT	ACIER STEEL	
7	ECROU DE BLOCAGE PISTON LOCKNUT	ACIER: STEEL:	UNI 7473 - 7474 UNI 7473 - 7474
8	JOINT: SEAL:	O-RING O-RING	NBR 70 SHORE NBR 70 SHORE
9	JOINT: SEAL:	GHK POLYURETHANE	POLYURETHANE POLYURETHANE
10	JOINT: SEAL:	TSE-TTS-TT/L TSE-TTS-TT/L	TSE: NBR+TISSU TSE: NBR+FABRIC TTS-TT/L: POLYURETHANE TTS-TT/L: POLYURETHANE
11	JOINT: SEAL:	O-RING O-RING	NBR 70 SHORE NBR 70 SHORE
12	JOINT: SEAL:	TPM TPM	NBR+POM+TPE NBR+POM+TPE
13	JOINT: SEAL:	O-RING O-RING	NBR 70 SHORE NBR 70 SHORE
14	ROTULE AGRICOLE AGRICULTURE BALL JOINT END	ACIER: STEEL:	C40 - UNI EN 10083-1 C40 - UNI EN 10083-1
15	DOUILLE BUSH	TYPE : "CB" TYPE : "CB" ACIER: STEEL:	S355J0 (Fe510C) S355J0 (Fe510C)
16	CHAPE MALE MALE CLEVIS	TYPE : "COF" TYPE : "COF" ACIER: STEEL:	S235JR (Fe360/Fe360B) S235JR (Fe360/Fe360B)
17	CHAPE FEMELLE FORK	TYPE : "CFS" TYPE : "CFS" ACIER: STEEL:	S235JR (Fe360/Fe360B) S235JR (Fe360/Fe360B)

Vitesse Maxi - Top Speed: max 0,5 m/s

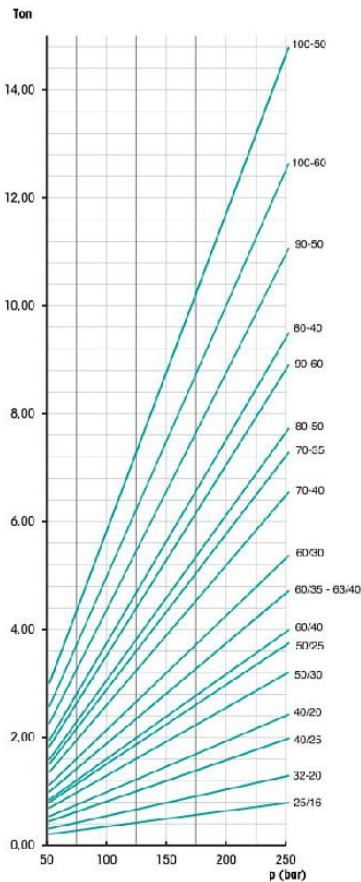
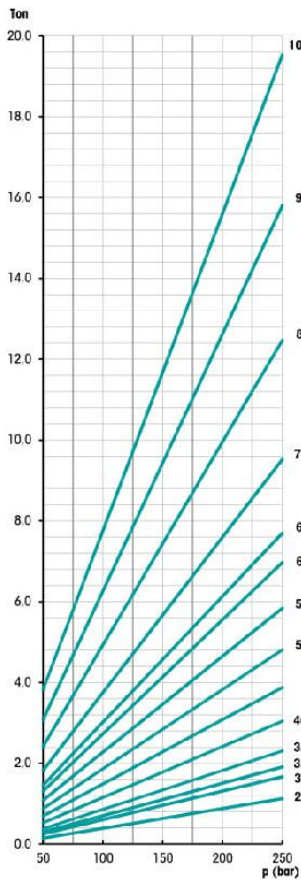
Température C° - Temperature C°: -25°C - +80°C

(**) La valeur de pression est toujours à vérifier selon l'application du vérin.

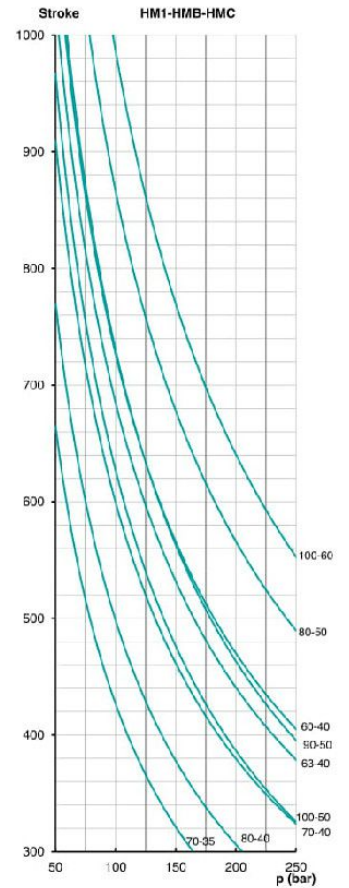
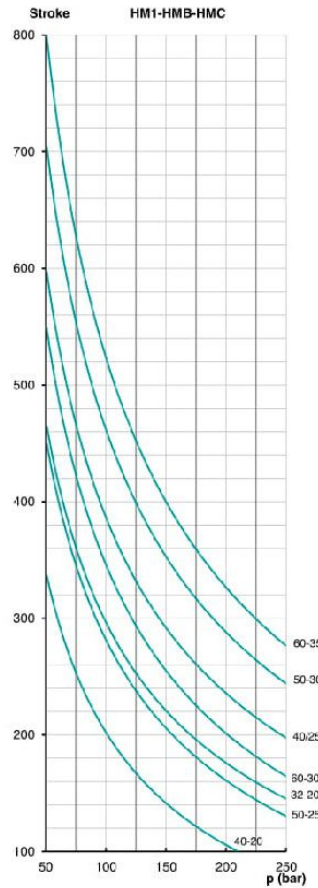
(**) The pressure value is always to be checked depending on the application of the cylinders.

CARACTERISTIQUES TECHNIQUES
TECHNICAL SPECIFICATIONS

FORCE DE POUSSEE - *OUTPUT FORCE* FORCE DE TRACTION - *INPUT FORCE*



FLAMBAGE - *BUCKLING (HM1)*



FLAMBAGE - *BUCKLING (HM2- HM5)*

