Ensemble monté : Multiplicateur "MLT2" + Pompe Gr2 "PCD2"

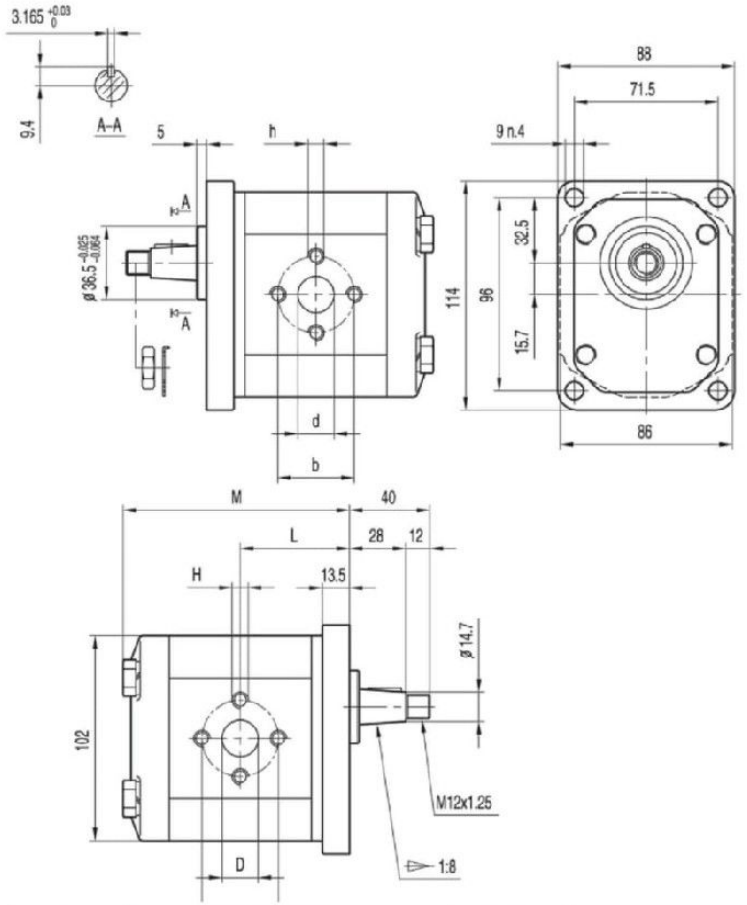

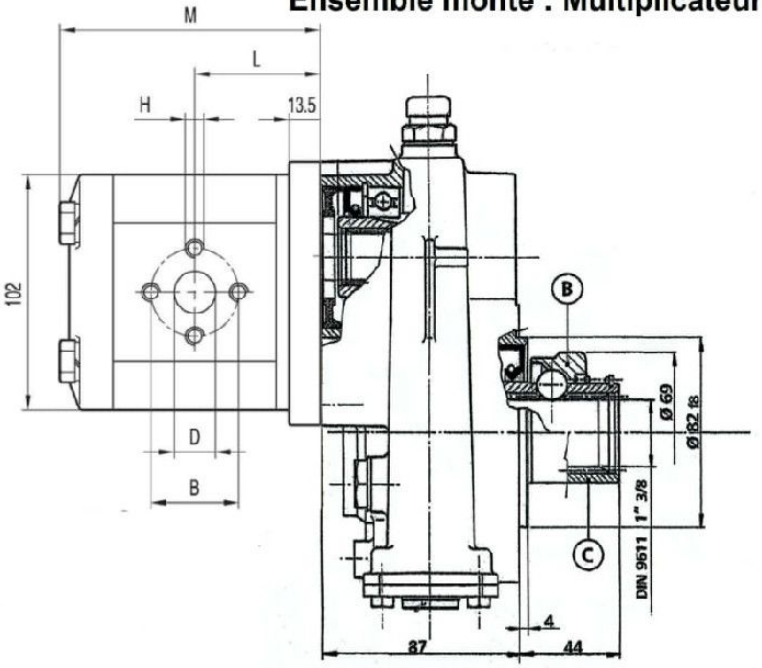

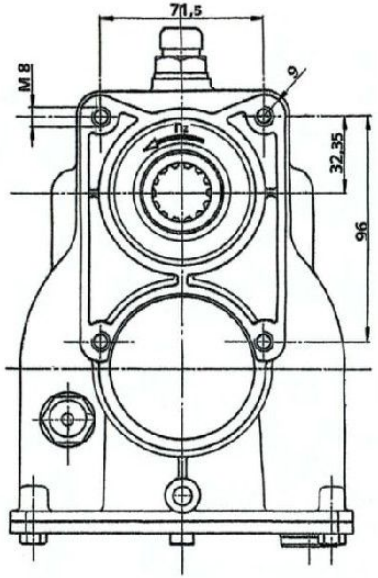

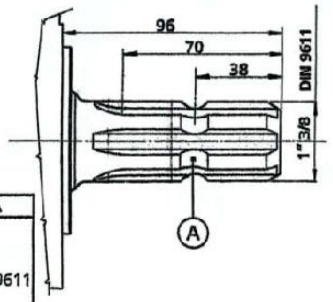

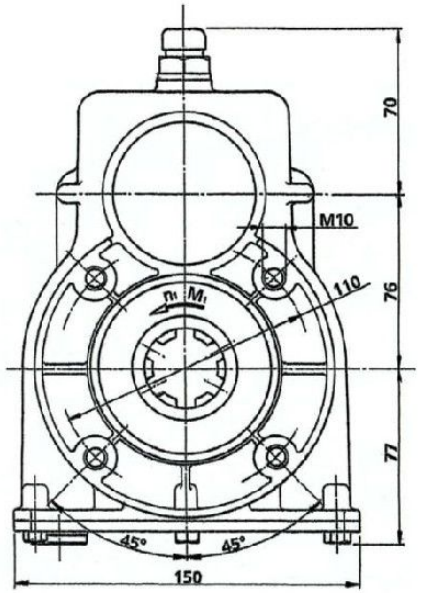

Displacement	Max pressure			Max. speed	Min. speed	Dimensions							
	P1	P2	P3			M	L	B	D	H	b	d	h
(cm³/rev)	bar	bar	bar	(r/min)	(r/min)	mm	mm	mm	mm		mm	mm	
3	270	285	300	4000	800	91.1	43.6	30	13	M6	30	13	M6
4	270	285	300	4000	600	92.7	44.4	30	13	M6	30	13	M6
6	270	285	300	4000	600	96	46	30	13	M6	30	13	M6
8	270	285	300	3500	500	99.3	47.7	30	13	M6	30	13	M6
10	270	285	300	3000	500	102.6	49.3	40	20	M8	30	13	M6
12	270	285	300	3000	500	105.9	51	40	20	M8	30	13	M6
14	250	265	280	4000	500	109.3	52.7	40	20	M8	30	13	M6
16	250	265	280	4000	500	112.7	54.4	40	20	M8	30	13	M6
18	250	265	280	3600	400	116	56	40	20	M8	30	13	M6
20	220	235	250	3200	400	119.3	57.7	40	20	M8	30	13	M6
22	220	235	250	3000	400	122.6	59.3	40	20	M8	30	13	M6
25	200	215	230	3000	400	127.6	61.8	40	22	M8	30	13	M6
28	180	190	200	2500	400	132.6	64.3	40	22	M8	30	13	M6
30	160	170	180	2500	400	135.9	66	40	22	M8	30	13	M6

CONNESSIONE IN INGRESSO

TIPO	DESCRIZIONE	MISURA
A	Albero maschio	z : 6 1"3/8 DIN 9611
B	Albero femmina con bloccaggio	
C	Albero femmina foro passante	

CARATTERISTICHE TECNICHE

r	n_1 rpm	n_2 rpm	M_1 Nm	M_2 Nm
Rapp. moltipl.	Giri ingresso	Giri uscita	Coppia max. ingresso	Potenza max.
3,8 : 1	540	2040	156	8,8
3,5 : 1		1876	190	10,7
3,0 : 1		1646	190	10,7